

# ThePrint

HOME OPINION POLITICS POLICY NATIONAL SECURITY ECONOMY ZERO HOUR □

EVENTS

Economy Opinion

## Data says India's industrial production is surging, but some decoding is needed

[RADHIKA PANDEY](#), [AMEY SAPRE](#) and [PRAMOD SINHA](#)

20 January, 2018



An industry in Telangana ( Representational image) | Photo by Commons

### Recent

The killing fields of Kerala, where RSS & CPM are locked in a 1920s Chicago-style gang war


Even in an empty Delhi metro coach, middle-class Indians make their maids sit on the floor

Togadia has exposed the rift in the Sangh Parivar. And it's all thanks to Modi & Shah

Will countries like India get bullied into bad health choices, or can new WHO chief help?

7 hearings & 4 answers led Election Commission to recommend disqualification of AAP MLAs

### Off The Cuff



## **If taken seriously, India's Index of Industrial Production could give an incorrect impression about the state of affairs across industries to policy makers.**

The November 2017 surge in the Index of Industrial Production (IIP) has given a new reason to cheer about the performance of the manufacturing sector. The general IIP Index saw a sharp rise of 8.4 per cent, whereas the IIP manufacturing Index growth jumped to 10.2 per cent in November 2017 over the previous year.

IIP growth rates continue to surprise us for a variety of reasons. While reasons for the surprise differ each time, decoding abnormally high (or low) growth rates remains a considerable challenge. The November 2017 surge has again posed this challenge. A 10 per cent growth rate of the manufacturing sector prompts more questions than answers. So what has resulted in the recent surge and what does this high growth rate tell us about the performance of the manufacturing sector?

The November press release makes an interesting reading about the performance of various industries that contribute to the IIP Index. Fifteen of 23 industries have shown a steep rise; with pharmaceuticals, computer & electronic products and the transport equipment industry showing a growth of nearly 39.5 per cent, 29.1 per cent and 22.6 per cent over the previous year.

Commentators and industry analysts have suggested various reasons: that the recent surge has a favourable base effect (since November, 2016 was an abnormal month due to demonetisation), re-building of inventories after the festive season, strong export growth, sharp pay-back from GST-related disruptions and recovery from the remaining ill-effects of demonetisation.



### **Opinion**



## **Will countries like India get bullied into bad health choices, or can new WHO chief help?**

**AMIR ULLAH KHAN** - 22 January, 2018

Politically contentious issues lead to a division in WHO ranks between the developing & developed countries on whether IPR protection helps access to drugs.



### **EC's opinion on AAP MLAs holding office of profit suffers legal infirmities**

21 January, 2018



### **Has controversy guaranteed box office success for Padmaavat?**

21 January, 2018



### **My family built a palace similar to Windsor Castle. I'm making it a safe house for LGBTQA**

Some of the factors may indeed have contributed to the recovery process, but the magnitude of the surge remains to be decoded. First, rebuilding of inventories, exports and GST-driven problems requires a much deeper analysis across industries before their effect can be quantified on IIP growth rates.

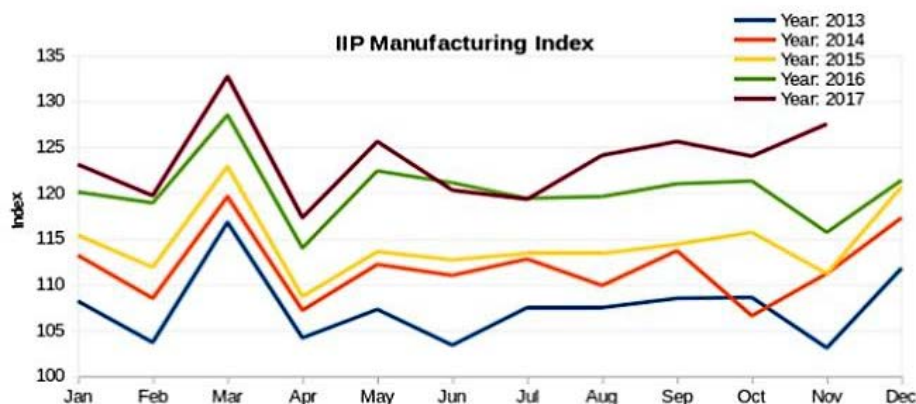


Figure 1: Month wise index values of IIP Manufacturing, 2013-2017

Second, the question of a favourable base effect can be dealt with. In Figure 1 we plot the month wise index of IIP manufacturing from 2013 to 2017.

The month-wise variation in the index shows a clear seasonal pattern, especially during March and November. Across all years, in the month of March we see an uptick. Compared to October, in three of the last four years, the index has shown a clear dip in November. The story this year is similar to 2014, where the index has risen in November, instead of taking a dip.

Base effects could have magnified growth rates in the past as well, which is why comparing growth rates without adjusting for this feature of the index can give an unrealistic picture. One option is to look at the month-on-month growth rates. But since there are seasonal patterns visible in the data, the logical approach is to de-seasonalise the index, and then compute the month-on-month growth rates.

## Gujarat Elections 2017



**Modi's going to have a much tougher 2018 than anyone's expecting**

19 December, 2017



**BJP ally Shiv Sena's move to go solo in Gujarat backfires, gets only 0.5% vote share**

19 December, 2017



**Hardik Patel, a debacle foretold**

19 December, 2017

## National Interest



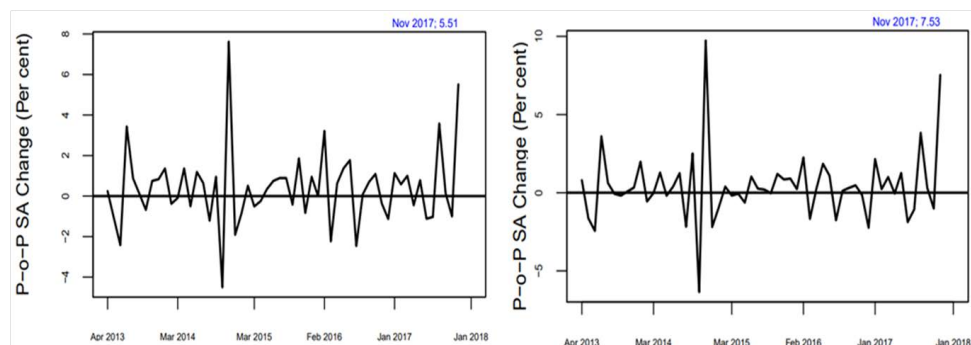
**When one Indian newspaper handed over its big scoop to a rival**

**SHEKHAR GUPTA** - 20 January, 2018

It was the only way to ensure the story wasn't killed. And Spielberg's latest, *The Post*, brings it back to me.




In Figure 2 we plot the de-seasonalized month-on-month growth rates of the general and manufacturing index for the same period.



The month-on-month seasonally adjusted growth rate is seen to be to 5.5 per cent of the general index and 7.5 per cent on the manufacturing index. We now have a much clearer picture of the manufacturing sector as part of the surge due to seasonal variations, base effects, etc. has been decoded.

Technically, seasonal adjustment corrects for the systematic fluctuations that we commonly observe, such as change of seasons, festivals, period of tax filings, end of financial year or even monsoon. As some months have some peculiar reason for a sharp rise or a fall, they invariably distort the usual movement of the index. The point worth noting is that even after removing the base effect and seasonal variations we notice a surge in growth rate.

## Talk Point



### Talk Point: Was former CAG Vinod Rai a 'vigilante', or was he India's 'conscience keeper'?

THEPRINT TEAM - 19 January, 2018

Andimuthu Raja, the former telecom minister who was recently acquitted in the 2G scam trial, has alleged in a new book that the entire episode was the opposition's attempt to bring down the UPA-II.



### Talk Point: Will Kejrival's cameras improve school outcomes or create a North Korean surveillance state?

18 January, 2018



### Talk Point: Is it okay for public figures & activists to bar journalists they don't like?

17 January, 2018



### Talk Point: Does the Aziz Ansari incident show that you need to be a mind-reader to understand...

Month	IIP (PoP SA)	IIP Manufacturing (PoP SA)
Nov 2016	-0.37	-0.15
Dec 2016	-1.13	-2.24
Jan 2017	1.13	2.15
Feb 2017	0.58	0.23
Mar 2017	1.00	1.00
Apr 2017	-0.45	-0.05
May 2017	0.78	1.26
Jun 2017	-1.12	-1.88
Jul 2017	-1.03	-1.07
Aug 2017	3.58	3.83
Sep 2017	0.14	0.32
Oct 2017	-1.00	-1.01
Nov 2017	5.51	7.53

16 January, 2018

Table: Seasonally adjusted month-on-month growth rates of IIP General and Manufacturing, 2013-2017

IIP as a performance indicator of the manufacturing sector is riddled with several complications. If taken seriously, the inadequacies can give an incorrect impression about the state of affairs across industries to policy makers and other stakeholders. The IIP is a critical input in framing estimates of the manufacturing-side GDP. Since it is budget season in February, GDP estimates will be required to deliberate on economic outlook and policy measures in the sector.

Having said that, it is also worthwhile to argue; that resolving the measurement issues of the index is an equal challenge, as is using the index for effective policy purposes.

*Radhika Pandey, Amey Sapre and Pramod Sinha are at the National Institute of Public Finance and Policy (NIPFP), New Delhi.*

TAGS

Economy

IIP

Industrial Production

manufacturing

SHARE



Previous article

Pak must get out of Uncle Sam & Aunty China's arms, shake hands with India: Husain Haqqani

Next article

'River of Life, River of Death' by Victor Mallet meanders like the river it talks about



**LEAVE A REPLY**

**ThePrint**

**ABOUT**

Substance of print, speed of digital

Contact us: [feedback@theprint.in](mailto:feedback@theprint.in)

**FOLLOW US**



[About](#) [Contact](#) [Careers](#) [Terms of Use](#) [Privacy Policy](#)

Copyright © 2018 Printline Media Pvt. Ltd. All rights reserved.